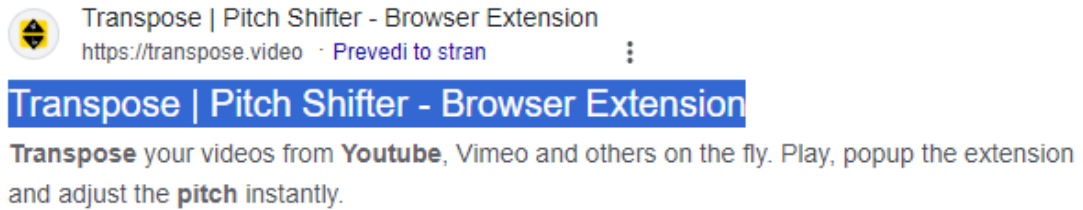


## Navodilo za pridobitev vtičnika Transpose | Pitch Shifter - Browser Extension

1. V iskalnik Google vpišete: Transpose | Pitch Shifter - Browser Extension
2. Izberete naslednji zadetek:

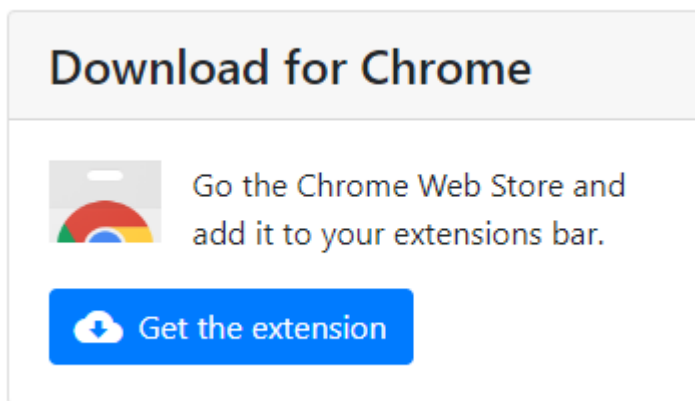


Transpose | Pitch Shifter - Browser Extension  
https://transpose.video · Prevedi to stran

### Transpose | Pitch Shifter - Browser Extension

Transpose your videos from **Youtube**, Vimeo and others on the fly. Play, popup the extension and adjust the **pitch** instantly.

3. Na spletni strani izberete:

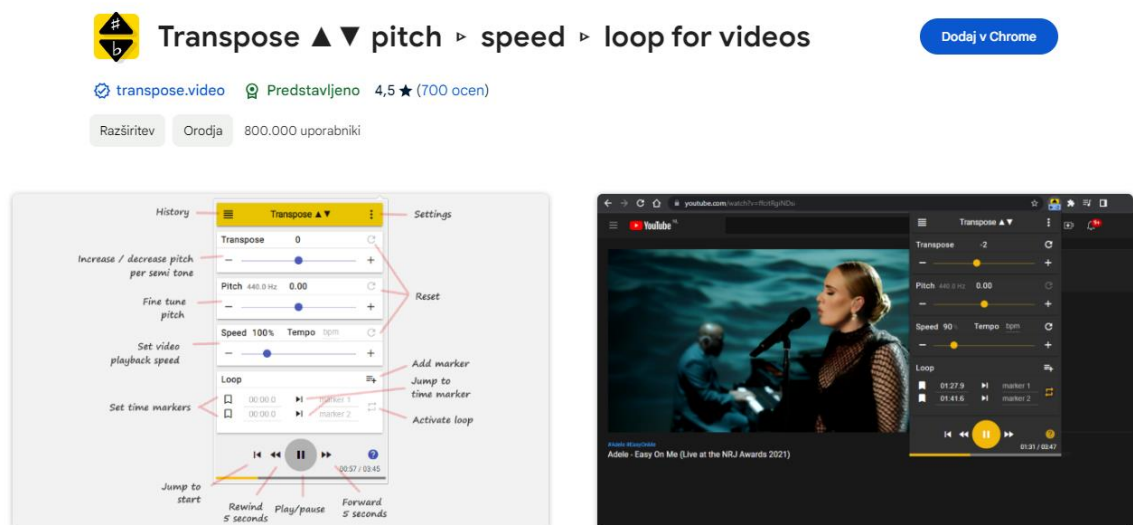


## Download for Chrome

Go the Chrome Web Store and add it to your extensions bar.

[Get the extension](#)

4. Nato izberete »Dodaj v Chrome«



**Transpose** ▲ ▼ pitch ▶ speed ▶ loop for videos [Dodaj v Chrome](#)

transpose.video · Predstavljeno 4,5 ★ (700 ocen)

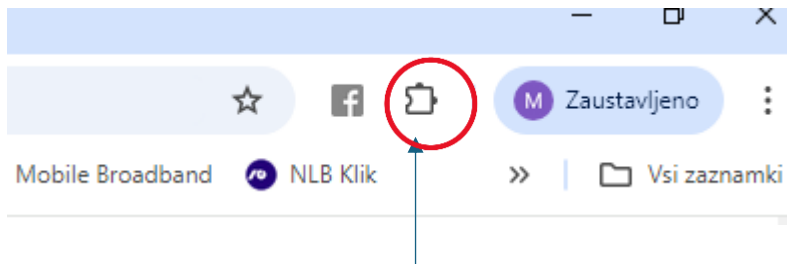
Razširitev · Orodja · 800,000 uporabniki

History Transpose ▲ ▼ Settings  
Increase / decrease pitch per semi tone  
Fine tune pitch  
Set video playback speed  
Set time markers  
Jump to start  
Rewind 5 seconds  
Play/pause  
Forward 5 seconds  
Reset  
Add marker  
Jump to time marker  
Activate loop

Transpose -2  
Pitch 440.0 Hz 0.00  
Speed 90% Tempo 10pm  
Loop  
01:27.9 marker 1  
01:41.6 marker 2  
01:31 / 02:47

Adelle - Easy On Me (Live at the NRJ Awards 2021)

5. Razširitev vtičnika najdete:



6. Na You Tubu izberete pesem: **nina simone - my baby just cares for me** ter nastavite **Transpoze za 3 + in vam igra v C duru**, tako kot so napisane note.

<https://www.youtube.com/watch?v=eYSbUOoq4Vg&t=12s>